


FINAL



CLASSIC TOURING CARS - GROUP 1 SPA RACING FESTIVAL QUALIFYING

Provisional Classification


Nr.	Driver	Nat	Team	Car	Time	Lap Total	Gap	Kph
1	6 Jim M'CLOUGHLIN		Jim McLoughlin	Ford Sierra Cosworth	93B	2:49.733	4 5	- 148.6
2	12 Jack STANFORD		Jack Stanford	BMW M3	93C	2:50.928	3 7	+1.195 +1.195 147.5
3	66 Andy DAVIES		Drive.me.net	BMW M3	93B	2:51.199	7 7	+1.466 +0.271 147.3
4	10 Roy WEST		Roy West	BMW M3	93B	2:51.544	5 8	+1.811 +0.345 147.0
5	88 Paul BELLAMY		Bell gee Motorsport	BMW M3	93B	2:53.034	6 8	+3.301 +1.490 145.7
6	11 Roger STANFORD		AH Racing (Tamworth) Ltd	BMW E30 M3	93C	2:53.630	6 7	+3.897 +0.596 145.2
7	7 Richard MILLAR		Millars classic and sports	Ford Sierra Cosworth	93B	2:54.484	3 8	+4.751 +0.854 144.5
8	26 Sam CLARKE		Sam Clarke	Jaguar XJS	X	2:57.646	3 8	+7.913 +3.162 141.9
9	46 David HICKTON		David Hickton	BMW M3	93B	3:00.330	6 8	+10.597 +2.684 139.8
10	19 Stephen PRIMETT		Stephen Primett	Ford Escort	C	3:01.066	7 8	+11.333 +0.736 139.3
11	55 David HOWARD		Berkshire Pallets Ltd	Jaguar XJ12	X	3:03.736	6 8	+14.003 +2.670 137.2
12	22 William JENKINS		William Jenkins	BMW 3.0 CSL	X	3:03.879	7 8	+14.146 +0.143 137.1
13	56 Michael SHERATON		APS Racing	BMW E30	93D	3:04.131	7 8	+14.398 +0.252 136.9
14	77 Alan GREENHALGH		aceurope	Vauxhall Firenza	G	3:04.661	6 8	+14.928 +0.530 136.5
15	32 Nic STRONG		Nic Strong	Ford Copri	B	3:07.600	7 8	+17.867 +2.939 134.4
16	93 Stephen TURNER		Stephen Turner	Honda Civic	93E	3:08.763	5 7	+19.030 +1.163 133.6
17	18 Andy GEE		Bellgee Motorsport	BMW 325i E30	93D	3:09.701	5 7	+19.968 +0.938 132.9
18	11 Mohamed ELSHIWY		SYG motorsport	Peugeot 206	AP	3:10.336	4 6	+20.603 +0.635 132.5
19	76 Steven SPRIGG		Team double trouble racing	Ford Lotus Cortina Mk1	F	3:17.097	3 7	+27.364 +6.761 127.9
20	5 Andy MESSHAM		Andy Messham	Austin Mini Seven	C	3:17.741	4 6	+28.008 +0.644 127.5
21	170 Philip WALLER		PWR	Peugeot 206 180 gti	AP	3:17.871	5 7	+28.138 +0.130 127.4
22	50 Peter HOLTON		Peter Holton	Rover pb 3500s	B	3:20.750	6 7	+31.017 +2.879 125.6
23	77 Richard SPRIGG		Team Double Trouble Racing	Ford Anglia 105E	C	3:21.212	5 6	+31.479 +0.462 125.3
24	26 Andy JOHNSON		SYG Motorsport	Peugeot 206	AP	3:23.825	6 7	+34.092 +2.613 123.7
25	1 Tony PRESTON		Tony Preston	Morris Minor	D	3:24.003	6 7	+34.270 +0.178 123.6
26	90 Gary FLETCHER		Gary Fletcher	Vauxhall Firenza Droop Snoot	C	3:24.083	2 4	+34.350 +0.080 123.5
27	14 Steve BARBER		Steve Barber	Ford Anglia	C	3:32.310	4 7	+42.577 +8.227 118.8
28	83 Tim DODWELL		Tim Dodwell	Volkswagen Scirocco	X	3:34.645	4 5	+44.912 +2.335 117.5
29	68 Keith WRIGHT		Lelsport	Morris Minor	D	3:47.861	5 6	+58.128 +13.216 110.7
30	72 Anthony WARNES		Team Yantage	Wolsley 1500 Saloon	C	3:56.114	4 6	+1:06.381 +8.253 106.8
31	69 Stephen YATES		Stephen Yates	Ford Escort Mk 3 RS1600i	E	4:02.230	2 6	+1:12.497 +6.116 104.1

Not classified:

8	Paul COOPER		Paul Cooper	Ford Cortina	C			
38	Karl CATTIFF		Karl Cattiff	BMW E36 M3	93B		1	
19	Stephen PEARSON		Eynuch Racing	BMW M3	93B			

Fastest Lap Lap 4 Jim M'CLOUGHLIN 2:49.733 148.6 Kph

PROVISIONAL




final at who's
DECLERQ D.
LIC. 1745
RACB SPORTS Status: **DRY**

Michel PIRNAY
Commissaire Sportif RACB Sport
Licence 348

Published at

Race Director:	<i>Jalldwell</i>	Timekeeper:	<i>at 2</i>
	0933		





CLASSIC TOURING CARS - GROUP 1 SPA RACING FESTIVAL QUALIFYING

Analysis

Personal Best Session Best B Crossing the finish line in pit lane

Lap	Time	Sector 1	Sector 2	Sector 3	Kph	Elapsed
1	Tony PRESTON					
Tony Preston						Morris Minor
1	4:13.137	1:21.997	1:51.498	59.642	99.6	4:13.137
2	3:32.747	1:02.369	1:35.770	54.608	118.5	7:45.884
3	3:28.056	1:00.386	1:34.049	53.621	121.2	11:13.940
4	3:29.436	1:02.395	1:33.421	53.622	120.4	14:43.378
5	3:25.134	1:00.488	1:31.872	52.774	122.9	18:08.512
6	3:32.400B	1:00.286	1:31.269	52.455	123.6	21:32.515
7	4:22.501B	1:02.784	1:50.636	1:29.081	96.1	25:55.016

Lap	Time	Sector 1	Sector 2	Sector 3	Kph	Elapsed
5	Andy MESSHAM					
Andy Messham						Austin Mini Seven
1	3:56.734	1:16.497	1:49.284	56.953	106.5	3:56.734
2	3:22.881	1:00.341	1:29.560	52.980	124.3	7:19.615
3	3:18.313	58.534	1:27.812	51.427	127.1	10:37.928
4	3:17.724	57.862	1:27.804	52.075	127.5	13:55.669
5	3:19.218	58.066	1:28.473	52.679	126.6	17:14.887
6	7:34.810B	3:02.009	1:42.759	2:50.042	55.4	24:49.697

Lap	Time	Sector 1	Sector 2	Sector 3	Kph	Elapsed
6	Jim MCLOUGHLIN					
Jim McLoughlin						Ford Sierra Cosworth
1	2:59.615	39.742	1:31.723	48.150	140.4	2:59.615
2	2:56.315	50.187	1:21.140	44.988	143.0	5:55.930
3	2:52.405	48.927	1:18.810	44.668	146.2	8:48.335
4	2:49.733	47.915	1:18.249	43.569	148.6	11:38.068
5	3:14.465	50.583	1:28.465	55.417	129.7	14:52.533

Lap	Time	Sector 1	Sector 2	Sector 3	Kph	Elapsed
7	Richard MILLAR					
Millars classic and sports						Ford Sierra Cosworth
1	3:00.057	40.449	1:31.528	48.080	140.0	3:00.057
2	2:56.694	50.098	1:21.696	44.900	142.7	5:56.751
3	2:54.484	49.424	1:19.988	45.072	144.5	8:51.235
4	2:56.069	50.439	1:20.654	44.976	143.2	11:47.304
5	2:55.820	48.938	1:20.986	45.896	143.4	14:43.124
6	4:24.097B	1:51.381	1:20.915	2:11.801	95.5	19:07.221
7	3:23.566	1:16.944	1:21.813	1:24.809	123.9	22:30.787
8	6:35.506B	1:09.179	3:07.638	2:18.689	63.8	29:06.293

Lap	Time	Sector 1	Sector 2	Sector 3	Kph	Elapsed
10	Ray WEST					
Ray West						BMW M3
1	3:19.743	57.262	1:33.410	49.071	126.2	3:19.743
2	2:58.377	50.889	1:22.407	45.081	141.4	6:18.120
3	2:56.966	48.710	1:23.367	44.889	142.5	9:15.086
4	2:53.880	48.720	1:19.131	45.479	145.4	12:08.466
5	2:51.524	48.903	1:18.189	44.452	147.0	15:00.010
6	2:53.856	49.863	1:19.043	44.450	145.4	17:53.866
7	2:52.079	49.573	1:18.491	44.015	146.5	20:45.445
8	3:14.489B	1:13.524	1:18.884	1:07.261	129.6	23:59.964

Lap	Time	Sector 1	Sector 2	Sector 3	Kph	Elapsed
11	Roger STANFORD					
AH Racing (Tamworth) Ltd						BMW E30 M3
1	3:00.755	41.706	1:30.815	48.234	139.5	3:00.755
2	2:57.980	51.123	1:20.752	45.505	142.1	5:58.135
3	2:54.362	49.862	1:18.651	45.849	144.6	8:52.497

Lap	Time	Sector 1	Sector 2	Sector 3	Kph	Elapsed
4	2:55.382	51.210	1:18.916	45.256	143.8	11:47.872
5	2:55.700	49.894	1:19.948	45.858	143.5	14:43.579
6	2:53.630	50.639	1:18.395	44.596	145.2	17:37.209
7	2:56.420	50.953	1:17.490	47.566	142.9	20:33.629

Lap	Time	Sector 1	Sector 2	Sector 3	Kph	Elapsed
12	Jack STANFORD					
Jack Stanford						BMW M3
1	3:15.864	44.860	1:32.683	58.321	128.7	3:15.864
2	2:53.549	50.095	1:19.594	43.860	145.3	6:09.413
3	2:50.928	49.558	1:17.878	43.492	147.5	9:00.341
4	6:16.075	3:59.079	1:30.852	46.144	67.0	15:16.416
5	3:26.201	53.869	1:31.497	55.035	125.9	18:36.617
6	2:51.364	49.866	1:18.349	43.649	147.1	21:27.981
7	4:15.250B	51.952	1:38.785	1:44.513	98.8	25:43.231


Lap	Time	Sector 1	Sector 2	Sector 3	Kph	Elapsed
14	Steve BARBER					
Steve Barber						Ford Anglia
1	4:14.770	1:25.248	1:50.803	58.719	99.0	4:14.770
2	3:49.345	1:01.228	1:43.520	50.459	109.9	8:04.115
3	3:33.930	1:04.497	1:34.402	55.503	117.9	11:38.045
4	3:32.310	1:00.668	1:36.389	55.756	118.8	15:10.355
5	3:35.022	1:00.581	1:38.833	55.608	117.3	18:45.377
6	3:38.004	1:00.737	1:36.108	56.159	118.4	22:18.381
7	4:48.376B	1:13.401	2:00.630	1:34.345	87.4	27:06.757

Lap	Time	Sector 1	Sector 2	Sector 3	Kph	Elapsed
18	Andy GEE					
Bellgee Motorsport						BMW 325i E30
1	3:46.732	1:07.828	1:43.720	55.184	101.2	3:46.732
2	3:20.072	58.092	1:29.508	52.472	126.0	7:06.804
3	3:19.100	57.327	1:30.814	50.882	126.6	10:25.904
4	3:13.861	56.577	1:27.362	49.922	130.1	13:39.765
5	3:09.701	55.782	1:24.923	48.976	132.9	16:49.466
6	3:11.352	55.741	1:25.076	50.535	131.8	20:00.818
7	3:10.796	55.881	1:25.969	48.926	132.2	23:11.614

Lap	Time	Sector 1	Sector 2	Sector 3	Kph	Elapsed
19	Stephen PRIMETT					
Stephen Primett						Ford Escort
1	4:10.267	1:18.278	1:52.377	59.612	100.7	4:10.267
2	3:19.516	58.122	1:28.176	49.218	130.3	7:29.783
3	3:04.170	52.888	1:23.633	47.649	136.9	10:27.953
4	3:06.565	54.123	1:24.880	47.562	135.1	13:34.518
5	3:05.048	52.547	1:24.622	47.879	136.3	16:39.566
6	3:03.837	51.897	1:24.484	47.456	137.2	19:43.403
7	3:01.806	51.924	1:22.654	46.488	139.3	22:44.469
8	4:26.574B	1:14.763	2:51.681	2:20.717	65.2	29:11.043

Lap	Time	Sector 1	Sector 2	Sector 3	Kph	Elapsed
22	William JENKINS					
William Jenkins						BMW 3.0 CSL
1	3:55.192				107.2	3:55.192
2	3:17.498				127.7	7:12.690
3	3:09.945				132.7	10:22.635
4	3:08.466				133.8	13:31.101
5	3:08.018				134.1	16:39.119
6	3:06.432				135.2	19:45.551
7	3:03.879				137.1	22:49.430





CLASSIC TOURING CARS - GROUP 1 SPA RACING FESTIVAL QUALIFYING

Analysis

Personal Best Session Best B Crossing the finish line in pit lane

Lap	Time	Sector 1	Sector 2	Sector 3	Kph	Elapsed
-----	------	----------	----------	----------	-----	---------

8	6:27.088B				65.2	29:16.516
---	-----------	--	--	--	------	-----------

26 Sam CLARKE Sam Clarke Jaguar XJS						
1	3:01.754	46.059	1:28.148	47.547	138.7	3:01.754
2	2:58.229	51.585	1:20.340	46.304	141.5	5:59.983
3	2:57.646	51.334	1:20.484	45.828	141.9	8:57.629
4	2:59.854	51.788	1:21.978	46.088	140.2	11:57.483
5	3:01.603	50.634	1:24.576	46.393	138.8	14:59.086
6	3:03.618	51.130	1:23.000	49.488	137.3	18:02.704
7	3:09.513	58.623	1:24.576	46.314	133.0	21:12.217
8	3:39.822B	51.655	1:25.547	1:22.627	114.7	24:52.046

32 Nic STRONG Nic Strong Ford Capri						
1	3:33.955	1:02.094	1:37.987	53.874	117.8	3:33.955
2	3:18.950	55.355	1:31.868	51.727	126.7	6:52.905
3	3:16.240	55.353	1:29.953	50.934	128.5	10:09.145
4	3:12.849	54.271	1:28.247	50.331	130.7	13:21.994
5	3:12.353	53.695	1:28.561	50.097	131.1	16:34.347
6	3:10.720	53.431	1:28.082	49.207	132.2	19:45.067
7	3:07.600	52.741	1:27.441	47.718	134.4	22:52.667
8	6:28.975B	1:13.287	2:49.446	2:26.242	56.8	29:21.642

38 Karl CATTLEFF Karl Cattliff BMW E36 M3						
1	9:42.411	7:20.212	1:32.432	1:49.237	43.3	9:42.411

46 David HICKTON David Hickton BMW M3						
1	3:13.806	55.444	1:28.714	49.148	130.4	3:13.806
2	3:01.758	51.571	1:24.682	45.505	138.7	6:15.064
3	3:02.864	50.459	1:27.042	45.369	137.9	9:17.928
4	3:09.778	50.360	1:24.761	54.657	132.9	12:27.706
5	3:28.344	1:01.554	1:31.995	54.795	121.0	15:56.050
6	3:00.330	51.626	1:22.684	46.020	139.8	18:56.380
7	3:00.671	51.212	1:29.635	45.824	139.8	21:57.051
8	4:31.467B	51.785	1:47.268	1:52.414	92.9	26:28.518

50 Peter HOLTON Peter Holton Rover p6 3500s						
1	4:12.121	1:20.088	1:52.174	59.859	100.0	4:12.121
2	3:27.746	58.775	1:35.684	53.287	121.4	7:39.867
3	3:32.388	1:02.338	1:36.159	53.891	118.7	11:12.255
4	3:26.496	59.169	1:33.944	53.383	122.1	14:38.751
5	3:22.503	55.776	1:32.403	52.324	124.5	18:01.254
6	3:20.750	58.383	1:31.192	51.875	125.6	21:22.004
7	4:27.853B	58.069	1:45.942	1:43.842	94.1	25:49.857

55 David HOWARD Berkshire Pallets Ltd Jaguar XJ12						
1	3:59.542	1:28.573	1:38.409	52.560	105.3	3:59.542
2	3:09.266	53.412	1:26.896	48.958	133.2	7:08.808
3	3:12.753	51.456	1:31.595	49.702	130.8	10:21.561
4	3:08.000	52.921	1:25.948	47.736	135.6	13:29.561

Lap	Time	Sector 1	Sector 2	Sector 3	Kph	Elapsed
-----	------	----------	----------	----------	-----	---------

5	3:04.000	50.909	1:24.868	48.223	137.0	16:31.561
---	----------	--------	----------	--------	-------	-----------

56 Michael SHERATON APS Racing BMW E30						
6	3:03.736	50.944	1:24.841	47.951	137.2	19:35.297
7	3:05.975	51.351	1:26.141	48.483	135.6	22:41.272
8	6:27.518B	1:14.914	2:53.192	2:19.412	65.1	29:08.790

66 Andy DAVIES Driveme.net BMW M3						
1	3:10.564	46.916	1:33.481	50.167	132.3	3:10.564
2	3:00.543	50.292	1:25.170	45.141	139.7	6:11.107
3	2:53.993	48.750	1:20.870	44.373	144.9	9:05.100
4	2:54.932	48.289	1:21.788	44.855	144.1	12:00.032
5	3:13.854	48.433	1:20.924	1:04.497	130.1	15:13.886
6	4:02.496	1:23.050	1:52.990	2:46.456	104.0	19:16.382
7	2:51.199	51.823	1:19.206	43.762	147.3	22:07.581


68 Keith WRIGHT Lelsport Morris Minor						
1	4:30.872	1:29.293	1:55.209	1:06.370	93.1	4:30.872
2	3:48.776	1:06.926	1:41.628	1:00.222	110.2	8:19.648
3	3:58.241	1:09.690	1:46.490	1:02.061	105.8	12:17.889
4	3:54.518	1:05.160	1:47.213	1:02.145	107.5	16:12.407
5	3:47.861	1:04.532	1:43.689	1:01.077	107.7	20:00.268
6	4:10.923B	1:06.417	1:40.467	1:24.039	100.5	24:11.191

69 Stephen YATES Stephen Yates Ford Escort Mk 3 RS1600i						
1	4:03.516	1:03.732	1:51.623	1:08.161	103.5	4:03.516
2	3:02.230	1:03.763	1:47.267	1:11.200	104.1	8:05.746
3	4:09.688	1:19.037	1:43.607	1:07.044	101.0	12:15.434
4	4:06.019	1:16.119	1:43.635	1:06.265	102.5	16:21.453
5	4:38.960	2:11.558	1:50.157	1:56.245	90.4	21:00.413
6	4:11.054B	1:05.268	1:35.914	1:29.872	100.4	25:11.467

72 Anthony WARNES Team Vantage Wolseley 1500 Saloon						
1	4:37.765	1:30.782	1:59.142	1:07.841	90.8	4:37.765
2	4:03.286	1:09.569	1:49.342	1:04.375	103.6	8:41.051
3	4:00.516	1:09.627	1:47.703	1:03.183	104.8	12:41.567
4	3:56.111	1:07.543	1:44.263	1:04.138	106.8	16:37.681
5	4:01.904	1:08.452	1:50.215	1:03.237	104.2	20:39.585
6	5:00.637B	1:13.038	2:05.172	1:42.427	83.9	25:40.222

76 Steven SPRIGG Team double trouble racing Ford Lotus Corina Mk1						
1	4:03.516	1:03.732	1:51.623	1:08.161	103.5	4:03.516
2	3:02.230	1:03.763	1:47.267	1:11.200	104.1	8:05.746
3	4:09.688	1:19.037	1:43.607	1:07.044	101.0	12:15.434
4	4:06.019	1:16.119	1:43.635	1:06.265	102.5	16:21.453
5	4:38.960	2:11.558	1:50.157	1:56.245	90.4	21:00.413
6	4:11.054B	1:05.268	1:35.914	1:29.872	100.4	25:11.467





CLASSIC TOURING CARS - GROUP 1 SPA RACING FESTIVAL QUALIFYING

Analysis

Ⓜ Personal Best Ⓜ Session Best B Crossing the finish line in pit lane

Lap	Time	Sector 1	Sector 2	Sector 3	Kph	Elapsed
1	4:33.910	1:36.820	1:57.286	59.854	92.7	4:33.910
2	3:27.235	1:02.154	1:32.190	52.891	121.7	8:01.145
3	3:17.097	58.735	1:26.192	52.170	127.9	11:18.242
4	3:35.873	1:04.742	1:31.376	59.755	116.8	14:54.115
5	3:17.184	59.911	1:25.906	52.087	127.9	18:11.299
6	3:33.615	59.084	1:30.813	1:03.718	118.0	21:44.914
7	3:23.623	58.366	1:46.700	1:38.557	95.6	26:08.537

Lap	Time	Sector 1	Sector 2	Sector 3	Kph	Elapsed
1	3:23.724	1:00.132	1:32.643	50.949	123.8	3:23.724
2	3:15.293	57.493	1:28.171	49.629	129.1	6:39.017
3	3:13.047	56.184	1:27.548	49.315	130.6	9:52.064
4	3:10.336	54.698	1:26.654	48.984	132.5	13:02.400
5	3:10.583	55.178	1:26.138	49.272	132.3	16:12.983
6	3:10.722	55.018	1:26.943	48.761	132.2	19:23.705

77 Richard SPRIGG
Team Double Trouble Racing Ford Anglia 105E

1	4:34.685	1:37.952	1:57.329	59.404	91.8	4:34.685
2	3:27.515	1:02.932	1:32.562	52.621	121.5	8:02.200
3	3:22.265	59.943	1:30.342	51.980	124.7	11:24.465
4	3:30.751	1:00.917	1:33.855	55.979	119.6	14:55.216
5	3:21.212	59.971	1:29.431	51.310	125.3	18:16.428
6	3:38.492	58.077	1:33.678	1:08.737	115.4	21:54.920

126 Andy JOHNSON
SVG Motorsport Peugeot 206

1	3:57.750	1:16.910	1:44.369	56.471	106.1	3:57.750
2	3:29.882	1:02.017	1:33.390	54.475	120.1	7:27.632
3	3:27.603	1:01.170	1:32.879	53.554	121.5	10:55.235
4	3:25.652	1:01.362	1:31.673	52.617	122.6	14:20.887
5	3:25.740	1:01.237	1:32.054	52.449	122.6	17:46.627
6	3:23.325	1:00.356	1:30.636	52.783	128.7	21:10.452
7	4:03.010	59.978	1:34.854	1:28.178	103.8	25:13.462

83 Tim DODWELL
Tim Dodwell Volkswagen Scirocco

1	4:37.413	1:13.257	2:10.450	1:13.706	90.9	4:37.413
2	4:13.333	1:12.106	1:55.499	1:05.528	99.6	8:50.546
3	3:42.906	1:00.446	1:43.539	58.921	113.1	12:33.452
4	3:34.645	57.560	1:39.857	57.920	117.5	16:08.097
5	4:03.112	57.678	1:50.819	1:14.615	103.7	20:11.209

170 Philip WALLER
PWR Peugeot 206 180 gti

1	3:26.830	1:00.542	1:33.562	52.726	121.9	3:26.830
2	3:20.468	57.287	1:31.100	52.081	125.8	6:47.298
3	3:18.940	57.436	1:30.095	51.409	126.7	10:06.238
4	3:18.700	57.641	1:29.625	51.434	126.9	13:24.938
5	3:17.371	56.749	1:29.552	51.570	127.4	16:42.809
6	3:18.927	57.138	1:30.215	51.574	126.8	20:01.736
7	3:17.216	56.330	1:29.206	51.680	127.9	23:18.952

88 Paul BELLAMY
Bell gee Motorsport BMW M3

1	3:45.022	1:09.318	1:41.205	54.489	112.1	3:45.022
2	3:03.821	52.567	1:24.572	46.682	137.2	6:48.843
3	2:58.000	50.325	1:21.877	45.798	141.7	9:46.843
4	2:56.449	50.525	1:21.152	44.772	142.9	12:43.292
5	2:55.802	49.531	1:21.732	44.539	149.4	15:39.094
6	2:53.084	49.536	1:19.177	44.874	145.7	18:32.128
7	2:53.819	48.328	1:20.454	44.537	145.1	21:25.947
8	3:38.732	49.061	1:22.905	1:26.766	115.3	25:04.679

177 Alan GREENHALGH
d'Europe Vauxhall Firenza

1	4:00.561	1:31.621	1:35.865	53.075	104.8	4:00.561
2	3:08.814	56.123	1:26.020	48.671	132.1	7:11.375
3	3:08.661	54.241	1:25.288	49.132	133.6	10:20.036
4	3:08.654	53.974	1:26.347	48.838	133.7	13:28.690
5	3:06.329	53.670	1:23.587	49.122	135.3	16:35.019
6	3:04.661	53.247	1:24.225	47.418	136.5	19:39.680
7	3:05.541	53.788	1:23.962	47.791	135.9	22:45.221
8	3:28.649	55.401	1:25.909	1:22.339	104.9	29:13.870

90 Gary FLETCHER
Gary Fletcher Vauxhall Firenza Droop Snoo

1	3:25.109	51.829	1:38.400	54.880	122.9	3:25.109
2	3:24.038	52.030	1:31.725	53.328	123.5	6:49.192
3	3:33.304	1:03.032	1:35.229	55.048	118.2	10:22.496
4	3:29.773	1:01.251	1:33.674	54.848	120.2	13:52.269

93 Stephen TURNER
Stephen Turner Honda Civic

1	3:25.957	50.108	1:43.560	52.289	122.4	3:25.957
2	3:29.114	1:04.660	1:32.597	51.857	120.6	6:55.071
3	3:22.398	55.448	1:34.035	52.915	124.6	10:17.469
4	3:24.082	56.352	1:37.836	49.894	123.5	13:41.551
5	3:03.768	55.708	1:24.720	48.385	133.6	16:50.314
6	3:12.829	55.096	1:25.983	51.750	130.8	20:03.143
7	3:13.550	56.268	1:28.216	49.071	130.3	23:16.693

111 Mohamed ELSHIMY
SVG motorsports Peugeot 206

